





# SIKKIM

## DRAFT ANNUAL PLAN 2010 – 2011

*(An oasis of peace and tranquility)*



**SIKKIM**



# BASIC FACTS

- Complete harmony - no feeling of caste, creed and community.
- Shares borders with Nepal, Bhutan and China, yet, an island of peace, hospitality and tranquility with negligible crime rate.
- Area - 7096 Sq Km
- Population - 5.40 Lakh (2001)
- Districts - 4
- Sub Divisions - 9
- Revenue Blocks - 453
- Gram Panchayats - 166
- Towns - 9
- Per Capita Income - Rs 37,553 (Advance estimates at current prices for 2008-09)



# **VARIOUS AWARDS RECEIVED BY SIKKIM**

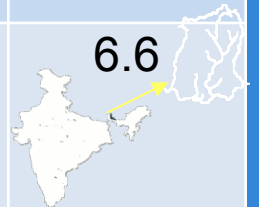
**Sikkim is a small but a happening state. This is borne by the fact that Sikkim has been conferred many National Awards including :**

- Nirmal Gram Puraskar Award - first state in the country to achieve 100 percent sanitation**
- Emerging Tourism State 2008 Award**
- First in Primary Education – India Today smaller states**
- Best Tourism State**
- Best example of Community based Tourism**
- Best Adventure Tourism**
- Citizen Security & Justice –Diamond State**
- 4<sup>TH</sup> JRD Tata Award 2008 among small states based on performance in key health indicators**



# ECONOMIC INDICATORS

YEAR	2007-08	2008-09	GROWTH
	(IN LAKHS)	(IN LAKHS)	(IN %)
GSDP AT CURRENT PRICES	229786	261210	13.7
GSDP AT CONSTANT PRICES	162644	175562	7.9
NSDP AT CURRENT PRICES	195760	223439	14.1
NSDP AT CONSTANT PRICES	139023	150281	8.1
	(IN RUPEES)	(IN RUPEES)	
PER CAPITA INCOME / NSDP (CURRENT PRICES)	33349	37553	12.6
PER CAPITA INCOME / NSDP (CONSTANT PRICES)	23684	25257	6.6



# THRUST AREAS



# AGRICULTURE



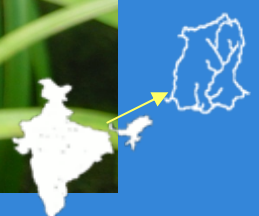
# AGRICULTURE

- Operational Land Holding : 1,10,000 Ha
- Net Cultivated Area : 80,000 Ha
- Per Capita Operational Holding : 0.25 Ha
- Households having Paddy fields : 19.3%
- Total Paddy fields under 5 acres : 97.89%
- Per Annum Household income from Agriculture & Animal Products : Rs.14,903/-





# HORTICULTURE AND FLORICULTURE



# Production of major Horticulture Crops and Flowers

(in tonnes)

Sl. No.	Crops	2002-03	2003-04	2004-05	2005-06	2006-07	2007-08	2008-09
1.	Fruits	6,68	11,52	12,21	13,14	13,41	14,06	15.67
2.	Vegetables	35,60	41,89	41,67	43,97	45,06	55,01	59.49
3.	Root & Tubers	25,24	35,49	34,85	35,13	35,72	38,02	38.55
4.	Spices crops	29,39	38,74	40,18	40,71	40,80	43,21	46.28
5.	Flowers (lakhs nos)	-	-	13.99	16.78	17.28	22.82	35.39
	a. Cut flowers	-	-	13.70	16.31	16.50	21.82	30.35
	b. Bulbs/plants							



# Technology Mission for Integrated Development of Horticulture

Programme	Target	Achievement
Low Cost Green House (Sq.Mts)	1,07,300	1,55,600
High Tech Green House (Sq.Mts)	61,340	67,100
Shade Nets (Sq.Mts)	40,040	39,500
Community Water Tank (Nos)	200	150
Earthworm Units (Nos)	400	390
Training of Farmers within State	2,500	2,200
Training of Farmers outside State	1,920	1,750
Training of Women Farmers	1,500	1,400
Drip Irrigation (Ha)	400	170

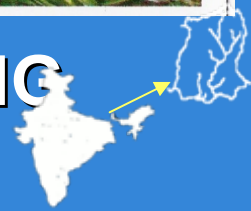


# CAPACITY BUILDING AND SKILL DEVELOPMENT





**SIKKIM INSTITUTE OF CAPACITY BUILDING  
KARFECTAR, SOUTH SIKKIM**



# CAPACITY BUILDING & SKILL DEVELOPMENT

## CHIEF MINISTER SELF EMPLOYMENT SCHEME

YEAR	No. of beneficiaries
2002-03	1484
2003-04	1640
2004-05	60
2005-06	57
2006-07	7
2007-08	141
2008-09	915

## CAPACITY BUILDING

YEAR	No. of People Trained
2004-05	92
2005-06	78
2006-07	175
2007-08	270
2008-09	179
2009-10	563



# CAPACITY BUILDING & SKILL DEVELOPMENT

## Comprehensive Educational Load Scheme (CELS)

	No of beneficiaries	Amount (Rs in Lakhs)
<b>2007-2008</b>		
Abroad	19	217.76
Within India	27	115.06
Total	46	332.82
<b>2008-09</b>		
Abroad	43	535.04
Within India	100	334.66
Total	143	869.70
<b>2009-10</b>		
Abroad	33	246.12
Within India	104	335.73
Total	137	581.85



# HUMAN RESOURCE DEVELOPMENT

- Literacy Rate(2001 Census)

MALE : 76.00%

FEMALE : 60.40%

TOTAL : 68.80%

- Teacher Pupil Ratio (excluding Language Teachers) 2007

Total : 1:16

- School Position on 30.04.2008:Total(including SSA schools)

State Govt. : 767

Central Govt. : 7

Private : 385

Total : 1159

- Dropout rates (Percentage) Class I – X

Boys : 27.13%

Girls : 25.39%

Total : 26.29%





# HUMAN RESOURCE DEVELOPMENT

## SARVA SHIKSHA ABHIYAN

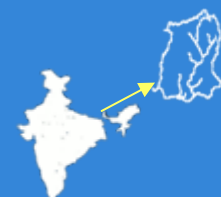
	Approved	Achieved
❖ New primary schools	61	55
❖ Upgradation of primary schools	41	41
❖ Teachers training at BRC&CRC	2500	2500
❖ Training of untrained teachers	938	451
❖ Appointment of primary teachers	122	110
❖ Appointment of U primary teachers	123	123
❖ Out of school children covered	1096	814
❖ Room for monastic schools	16	37



# HEALTH CARE

## NO. OF HEALTH INSTITUTIONS IN SIKKIM

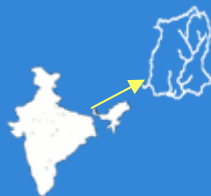
HEALTH INSTITUTIONS	STATE
STATE REFERRAL HOSPITAL/STNM HOSPITAL	1
COMMUNITY HEALTH CENTRE	4
PRIMARY HEALTH SUB-CENTRE	147
PRIMARY HEALTH CENTER	24
TEMPORARY HOSPITALISATION WARD, SAZONG (LEPROSY)	1
DISTRICT TUBERCULOSIS CENTER,NAMCHI	1



# HEALTH CARE

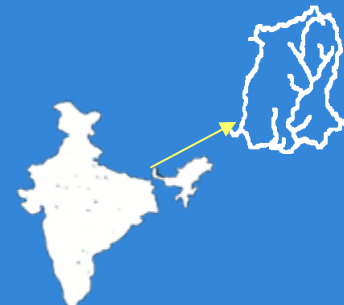
A comparison of key health indicators in Sikkim to India as a whole.

	SIKKIM	ALL INDIA
CRUDE BIRTH RATE (CBR)	19.2(SRS 2006)	23.5(SRS 2006)
CRUDE DEATH RATE(CDR)	5.6(SRS 2006)	7.5(SRS 2006)
INFANT MORTALITY RATE(IMR)	33(SRS 2006)	57(SRS 2006)
TOTAL FERTILITY RATE(TFR)	2.02(NFHS-III)	3.4(NFHS-2)



# HEALTH CARE

- Setting up for 575 bedded Super Specialty Hospital.
- Upgradation of Infrastructure and Manpower in all levels.
- Introduction of Dental and Physiotherapy services at Sub-Divisional levels.
- Emergency Disaster Management System & Trauma Center at PHC level.
- Capacity Building at all levels.
- Setting up of a Health Management Information System.
- Setting up of a State Medical Library
- Funds for tackling Drug Resistant TB till Introduction of DOT Plus programme.



# **CHIEF MINISTER'S COMPREHENSIVE ANNUAL AND TOTAL CHECKUP FOR HEALTHY SIKKIM**

Chief Minister's Comprehensive Annual And Total Checkup For Healthy Sikkim (CATCH) Programme is launched to provide Comprehensive Annual/Periodical Total Health Checkup for all Citizens of Sikkim for appropriate intervention individually and collectively

## Specific Objective :

- 1) Document the health profile of each individual from Gram Panchayat Wards to state level.
- 2) Early detection of all disease including those that has no apparent symptoms.
- 3) Prevent long term illness through early diagnosis and work towards effective management
- 4) Enable the local health provider and community to know the community Diagnosis to address the local health need of the community.

# POWER SCENARIO IN SIKKIM STATE TODAY TOMORROW

- Existing hydel generation under Energy & Power Department & SPDC : 40.70 MW
- NHPC Teesta V & Rangit III : 570 MW
- 6 IPPs for development of 2,730 MW hydel projects under PPP mode where SPDC/GOS will hold 26% equity shares.
- 5 HEP with total installed capacity of 2,015 MW are under construction, out of which 4 projects with a total capacity of around 1900 MW is expected to be completed within 11<sup>th</sup> Plan.
- Efforts are being made to reduce the AT&C losses to 15% by the year 2014-15.



# POWER SCENARIO IN SIKKIM STATE TODAY

## RGGVY

Out of total 450 villages (Revenue Blocks) , State has so far electrified 425 villages (94%) Remaining 25 villages are being electrified under 4 ongoing RGGVY schemes being implemented in the State. With the electrification of 25 remaining villages, 100% villages will be electrified in Sikkim by Sept. 2010

Total 11,458 BPL households are being electrified in the State providing free power to rural households upto 50 Units.

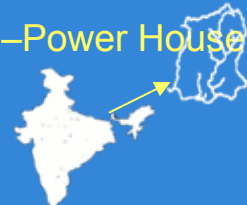
The net operating surplus after depreciation for the current financial year the estimated surplus is expected to be 164.21 Crore there by showing upward trend in the revenue collection



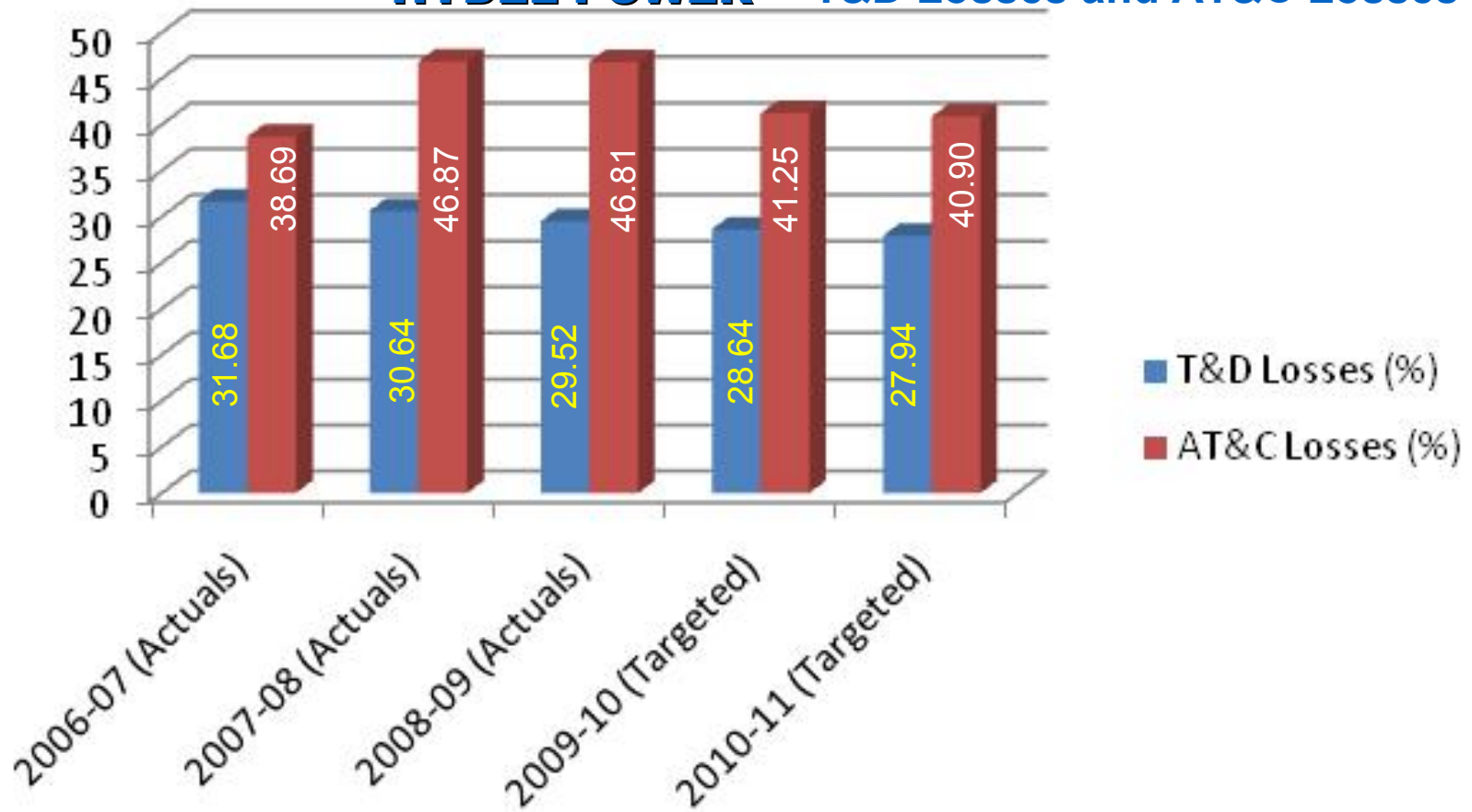
510 MW Teesta – V – Dam Site



510 MW Teesta – V –Power House



# HYDEL POWER T&D Losses and AT&C Losses





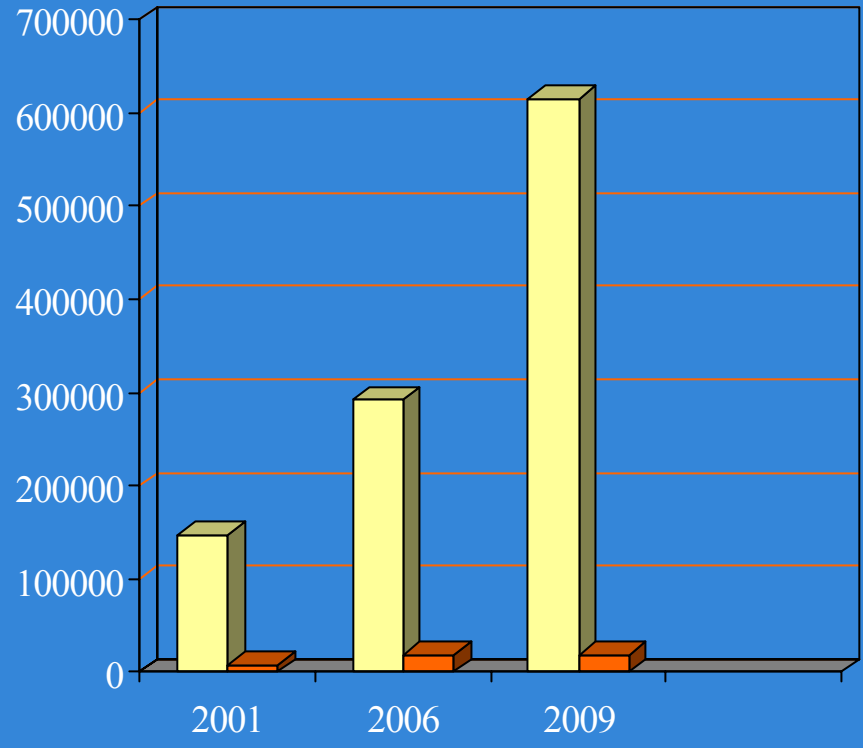
# TOURISM



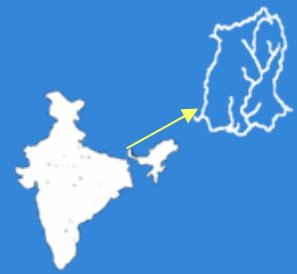
# TOURISM- THE MAINSTAY OF THE ECONOMY OF SIKKIM



Tourist Arrivals	2001	2006	2009
Domestic	146923	292486	615628
International	7757	18026	17730



DOMESTIC  
INTERNATIONAL



# INTERNATIONAL RHODODENDRON FESTIVAL - 2010



# INFRASTRUCTURE DEVELOPMENT

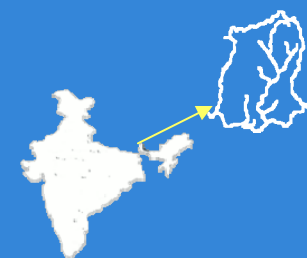


## Status of Major On-Going Projects under One Time ACA

Sl.No.	Name of Project	Status
1	Kanchenjunga Tourist Village, Ranka, East Sikkim	Completed & inaugurated by H.E. the President
2	Remodelling of Gangtok Town	Completed & inaugurated by DCH, Plg. Comm.
3	Development of Pilgrimage and Cultural Centre at Rabongla	Nearing Completion
4	Housing for AIS officers and Chief Secretary	Nearing Completion
5	Construction of Annexe Building, Secretariat, Gangtok	Work under Progress
6	Augmentation of Water Supply at Yangang, S.Sikkim	Nearing Completion
7	Bird Park at Rabdentse	Nearing Completion
8	Construction of Mueseum / Habitat Centre / State Art Gallery	Work under Progress
9	Pilgrimage Centre at Solophuk	Nearing Completion

# CONNECTIVITY

<b>Total carpeted road</b>	
<b>Carpeted road</b>	<b>1133.24 Km</b>
<b>WBM</b>	<b>190.07 Km</b>
<b>Earthen</b>	<b>453.21 Km</b>
<b>Total</b>	<b>1776.52 Km</b>
<b>Briddle &amp; Others</b>	<b>236.00 Km</b>
<b>BRO</b>	<b>873.40 Km</b>
<b>Total</b>	<b>2885.92 Km</b>
<b>PMGSY</b>	<b>935.46 Km</b>
<b>Break up for the border road is as under:</b>	
<b>National Highway</b>	<b>40.00 Km</b>
<b>North Sikkim Highway</b>	<b>67.00 Km</b>
<b>Others</b>	<b>766.4 Km</b>
<b>Total</b>	<b>873.4 Kms</b>



# CONNECTIVITY

- The restoration and widening of the National Highway 31-A has begun and is under taken by the Border Roads Organisation.
- An alternative link road from Chalsa in West Bengal to Menla in Sikkim has been approved by Government of India and preparatory measures have been initiated.
- The Green Field Airport at Pakyong will be fully operational by January 2012 and is being constructed by Punj Llyod.
- The Sikkim Railway project is being taken up as national project. In the frist phase Rangpo will be linked with Sevok Station and its targeted to be completed by the year 2015.
- The Second phase will link Rangpo to Gangtok.



# CONSTRUCTION OF GREENFIELD AIRPORT AT PAKYONG, EAST SIKKIM



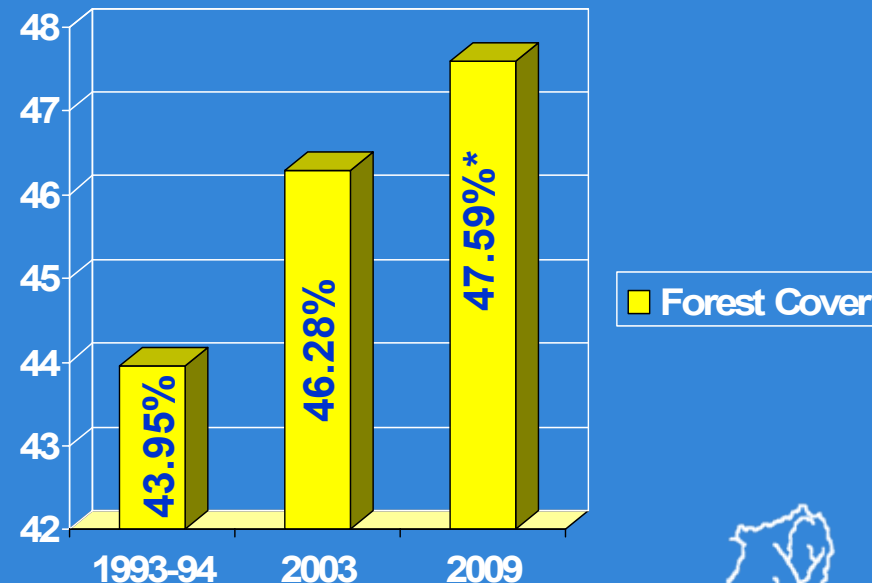


# GOVERNMENT'S GREEN INITIATIVES HAS LED TO CONSIDERABLE INCREASE IN FOREST COVER

- Ban of felling of trees in forests
- Year 1995-96 declared as "Harit Kranti" year and period 2000-2010 as 'Harit Kranti Dashak' for Green Sikkim through people's participation.
- Ban on the use of plastic carry bags
- Ban on Grazing

Sikkim covers only 0.2 % of the area of India but has 26 % of its biodiversity

## INCREASE IN FOREST COVER



- 47.31% Forest Cover
- 0.28% Tree Cover in non-forest land

(Source: Forest Survey of India)



# GOVERNMENT'S GREEN INITIATIVES HAS LED TO CONSIDERABLE INCREASE IN FOREST COVER

## Ten Minutes to Earth

- ❖ Supporting the United Nations Environment Programme (UNEP) would wide Tree Planting Campaign “ plant for Planet: Billion Tree Campaign”, Sikkim Government under the direction of Hon'ble Chief Minister of Sikkim Dr. Pawan Chamling 610694 (Six Lakh Ten Thousand six hundred and Ninety Four) Sapling of different species were planted in the stipulated 10 minutes time to beat the world
- ❖ Trees planted in three years STATE GREEN MISSION  
24,16,929



# Mahatma Gandhi National Rural Employment Guarantee Act – 2009-10

Programme Indicator	Achievement
No. of Job Card Issued	69800
Total No. of Person Days generated (in Lakhs)	34.67
Average Person Days per Household	65
No. of Works Completed	971
Women Participation	46%
Cost of One Day of Employment	142
Percentage of Wage Payment through accounts	88%

# **Chief Minister's Rural Universal Financial Inclusion**

**This is a revolutionary initiative for fostering faster economic growth in a more inclusive manner. This project will extend formal financial services to all section of the rural society and reduce their risk as well, by providing health insurance, accidental death/permanent disability insurance and house insurance. The scheme aims to provide:**

**1.Financial inclusion by enrolment of about 1 lakh rural families and issuing of composite, biometric smart card by organizing camps and opening of IT enabled bank savings accounts. The State Government shall provide a one time initial deposit of Rs. 1000.00 as incentive in these saving accounts.**

**2.Provide banking services by opening 163 Point of service (PoS) facility in all the Gram Panchayat Units.**

**3.Ensure efficient and timely delivery of the social benefit schemes like NREGA, Old Age Pension, Rural Housing Schemes etc. by directly crediting the fund into the saving accounts of the beneficiaries.**

**4.Reduced risk for about 50,000 APL families by providing them with health insurance cover for an amount of Rs. 30,000.00 per year along the lines of Rastriya Swastha Bima Yojana (RSBY).**

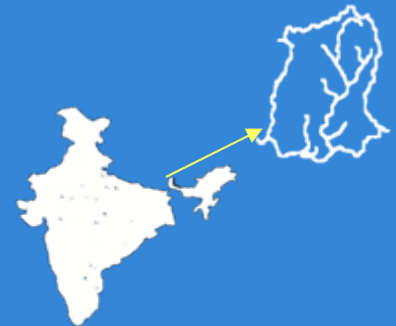
**5.Accidental death and permanent disability insurance cover of Rs. 1 Lakh for the head of the family/earning member of the family. The insurance cover for house will be Rs. 1 lakh for Pucca house and Rs. 50,000 for Kutcha house.**

# Irrigation

	Length in Km	Gross Potential in Hac	Potential Utilized
Prior to AIBP	715.38	21229.08	18044.71
Under AIBP	117.322	5916.66	5354.14
Under NABARD	37.93	1240.90	1111.37
Command Area Development	1.03	92.00	80.80
Under TSP & SCSP	1.15	26.00	19.20
<b>TOTAL</b>	<b>872.82</b>	<b>28504.64</b>	<b>24610.22</b>

# MISSION 2015

- To make Sikkim a 100% literate State
- To make Sikkim a total organic State
- To generate 5,000 MW of power
- To make Sikkim a poverty free State
- To raise State Revenue to Rs. 1500 crores
- To make a self reliant State.



**THANK YOU**

